


Photometric report for Flanged and Flangeless Trim



Light Output Ratio:	63.5%	
Luminaire Power:	11.28 W	
SHR Nominal:	0.00	Calculated using the TM5
SHR Maximum:	0.30	fine grid method.

C Range: 0 - 360DEG

C Interval: For a lens beam angle of 15°

Test Speed: HIGH

Temperature: 77.54°F

Operators: zoe

Test Date: 2023-12-25

γ Range: 0 - 180DEG

γ Interval: 1.0DEG

Test System: EVERFINE GO-SPEX500_V1 SYSTEM V2.00.461

Humidity: 65.0%

Test Distance: 124.409" [K=1.0000]

Remarks: LAMP: BXRV-DR-1830G-100Z-A-23 Ra: 90

LENS: PM-1103 15R+DIFFUSER

DRIVER: PUP10A-1WMC-700 500mA

30minutes warm-up

LUMINOUS INTENSITY DISTRIBUTION DIAGRAM

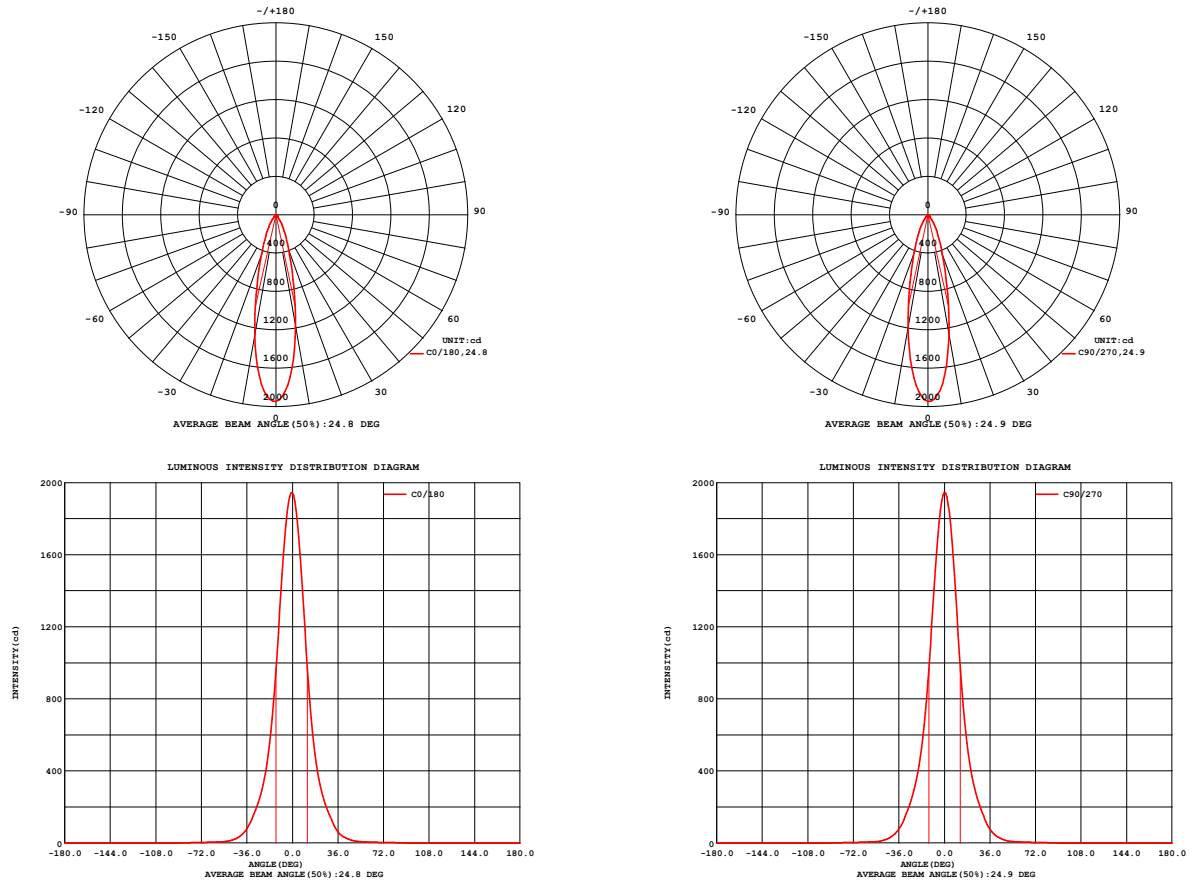


Fig. C0/C180

Fig. C90/C270

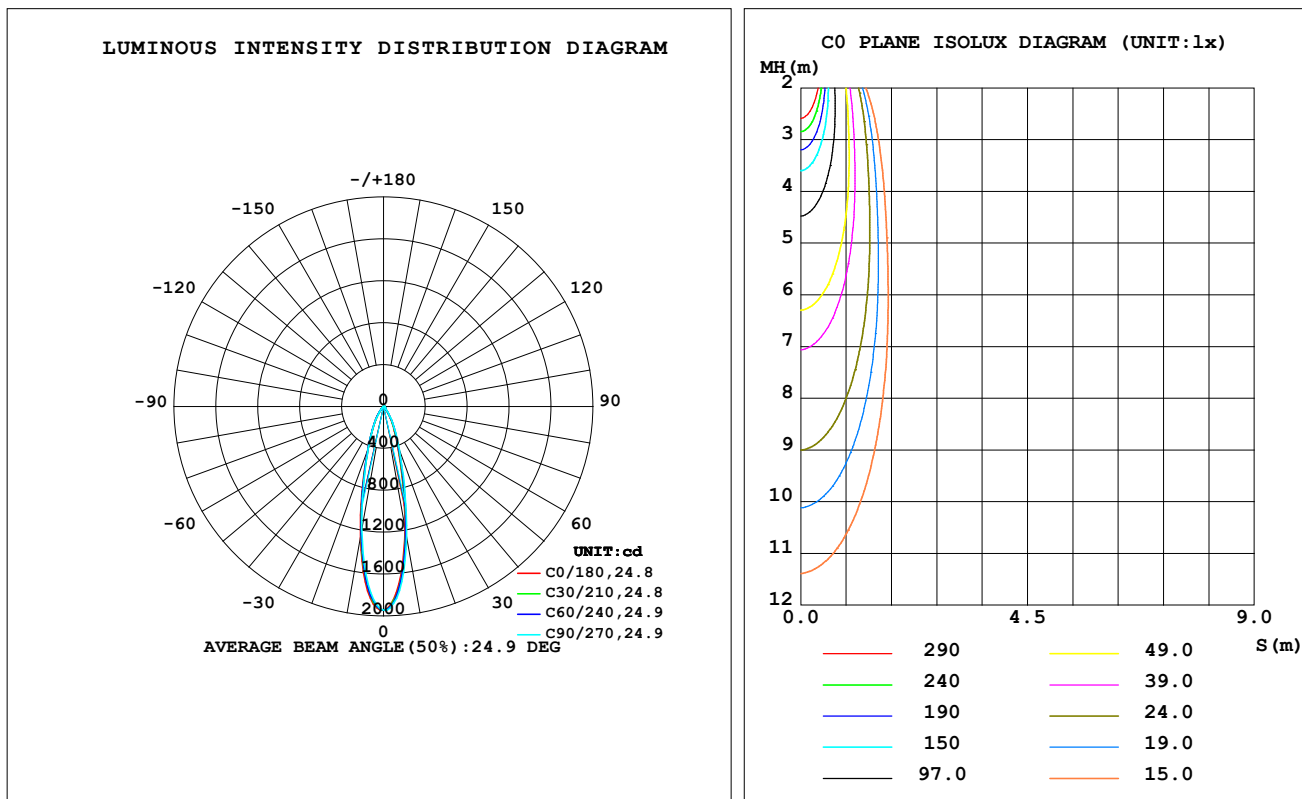
C Range: 0 - 360DEG
 C Interval: For a lens beam angle of 15°
 Test Speed: HIGH
 Temperature: 77.54°F
 Operators: zoe
 Test Date: 2023-12-25

γ Range: 0 - 180DEG
 γ Interval: 1.0DEG
 Test System: EVERFINE GO-SPEX500_V1 SYSTEM V2.00.461
 Humidity: 65.0%
 Test Distance: 124.409" [K=1.0000]
 Remarks: LAMP: BXR-V-DR-1830G-100Z-A-23 Ra: 90
 LENS: PM-1103 15R+DIFFUSER
 DRIVER: PUP10A-1WMC-700 500mA
 30minutes warm-up

LUMINAIRE PHOTOMETRIC TEST REPORT

Test:U:120.17V I:0.0950A P:11.276W PF:0.9864 Freq:59.98Hz Lamp Flux:889.25x1 lm		
NAME: CTL-MM-1.5-DM-15-RD-AD-OPS-SG	TYPE:	WEIGHT:
SPEC.: 3000K	DIM.:	SERIAL No.: 2312251372
MFR.: MERCURY LIGHTING	SUR.: 0.001589625m2	Shielding Angle:

DATA OF LAMP		PHOTOMETRIC DATA Eff: 50.10 lm/W			
MODEL	Bridgelux	I _{max} (cd)	1946	S/MH (C0/180)	0.43
NOMINAL POWER (W)	11	LOR (%)	63.5	S/MH (C90/270)	0.41
RATED VOLTAGE (V)	120	TOTAL FLUX (lm)	564.91	η UP, DN (C0-180)	0.0, 32.0
NOMINAL FLUX (lm)	889.25	CIE CLASS	DIRECT	η UP, DN (C180-360)	0.0, 31.6
LAMPS INSIDE	1	η up (%)	0.0	CIBSE SHR NOM	0.00
TEST VOLTAGE (V)	120	η down (%)	63.5	CIBSE SHR MAX	0.30



C Range: 0 - 360DEG

C Interval: For a lens beam angle of 15°

Test Speed: HIGH

Temperature: 77.54°F

Operators: zoe

Test Date: 2023-12-25

γ Range: 0 - 180DEG

γ Interval: 1.0DEG

Test System: EVERFINE GO-SPEX500_V1 SYSTEM V2.00.461

Humidity: 65.0%

Test Distance: 124.409" [K=1.0000]

Remarks: LAMP: BXRV-DR-1830G-100Z-A-23 Ra: 90

LENS: PM-1103 15R+DIFFUSER

DRIVER: PUP10A-1WMC-700 500mA

30minutes warm-up

ZONAL FLUX DIAGRAM

ZONAL FLUX DIAGRAM:

γ	C0	C45	C90	C135	C180	C225	C270	C315	γ	Φ zone	Φ total	%lum,lamp
10	1182	1223	1267	1285	1276	1239	1197	1171	0- 10	148.8	148.8	26.3,16.7
20	394.1	419.8	447.8	449.8	442.0	440.5	429.0	400.0	10- 20	206.1	354.9	62.8,39.9
30	144.8	156.5	168.5	166.4	164.2	165.5	161.7	147.3	20- 30	121.9	476.8	84.4,53.6
40	36.60	40.34	45.88	45.48	44.94	46.31	44.93	38.46	30- 40	55.54	532.3	94.2,59.9
50	10.65	11.15	11.79	11.89	11.50	11.42	11.08	10.67	40- 50	18.11	550.4	97.4,61.9
60	5.436	5.554	5.620	5.576	5.448	5.497	5.542	5.442	50- 60	6.627	557.1	98.6,62.6
70	3.065	3.120	3.125	3.050	2.987	3.015	3.043	3.029	60- 70	4.218	561.3	99.4,63.1
80	1.921	1.970	1.971	1.894	1.847	1.869	1.899	1.886	70- 80	2.555	563.8	99.8,63.4
90	0	0	0	0	0	0	0	0	80- 90	1.063	564.9	100,63.5
100	0	0	0	0	0	0	0	0	90-100	0	564.9	100,63.5
110	0	0	0	0	0	0	0	0	100-110	0	564.9	100,63.5
120	0	0	0	0	0	0	0	0	110-120	0	564.9	100,63.5
130	0	0	0	0	0	0	0	0	120-130	0	564.9	100,63.5
140	0	0	0	0	0	0	0	0	130-140	0	564.9	100,63.5
150	0	0	0	0	0	0	0	0	140-150	0	564.9	100,63.5
160	0	0	0	0	0	0	0	0	150-160	0	564.9	100,63.5
170	0	0	0	0	0	0	0	0	160-170	0	564.9	100,63.5
180	0	0	0	0	0	0	0	0	170-180	0	564.9	100,63.5
DEG	LUMINOUS INTENSITY:cd									UNIT:lm		

C Range: 0 - 360DEG

C Interval:For a lens beam angle of 15°

Test Speed: HIGH

Temperature:77.54°F

Operators:zoe

Test Date:2023-12-25

 γ Range: 0 - 180DEG

 γ Interval: 1.0DEG

Test System:EVERFINE GO-SPEX500_V1 SYSTEM V2.00.461

Humidity:65.0%

Test Distance:124.409" [K=1.0000]

Remarks: LAMP:BXRV-DR-1830G-100Z-A-23 Ra:90

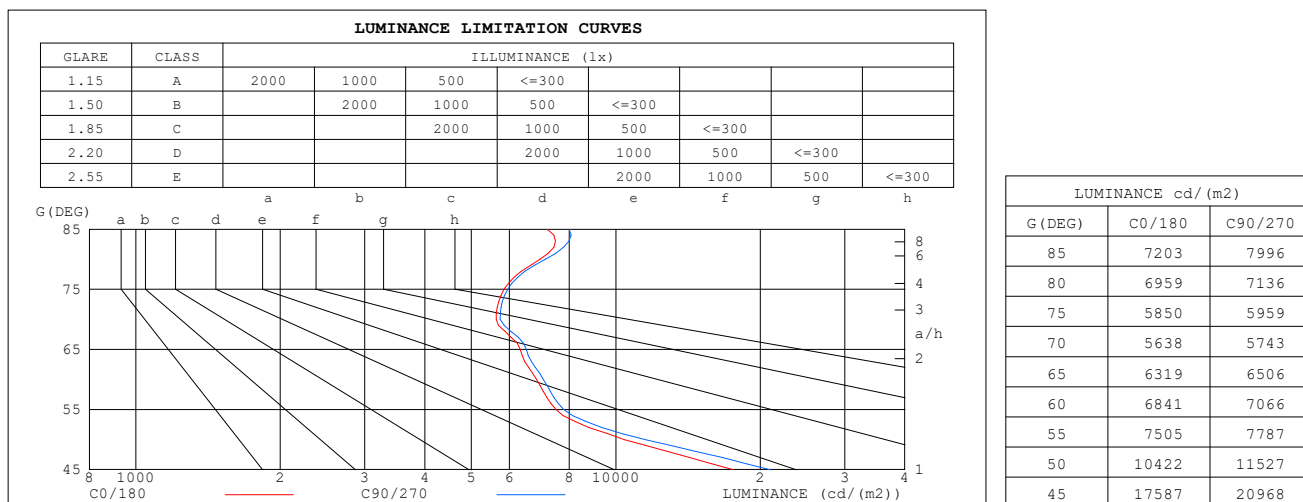
LENS:PM-1103 15R+DIFFUSER

DRIVER:PUP10A-1WMC-700 500mA

30minutes warm-up

LUMINANCE LIMITATION CURVES

Test:U:120.17V I:0.0950A P:11.276W PF:0.9864 Freq:59.98Hz Lamp Flux:889.25x1 lm		
NAME: CTL-MM-1.5-DM-15-RD-AD-OPS-SG	TYPE:	WEIGHT:
SPEC.: 3000K	DIM.:	SERIAL No.: 2312251372
MFR.: MERCURY LIGHTING	SUR.: 0.001589625m2	Shielding Angle:



C Range: 0 - 360DEG

C Interval: For a lens beam angle of 15°

Test Speed: HIGH

Temperature: 77.54°F

Operators: zoe

Test Date: 2023-12-25

γ Range: 0 - 180DEG

γ Interval: 1.0DEG

Test System: EVERFINE GO-SPEX500_V1 SYSTEM V2.00.461

Humidity: 65.0%

Test Distance: 124.409" [K=1.0000]

Remarks: LAMP: BXR-V-DR-1830G-100Z-A-23 Ra: 90

LENS: PM-1103 15R+DIFFUSER

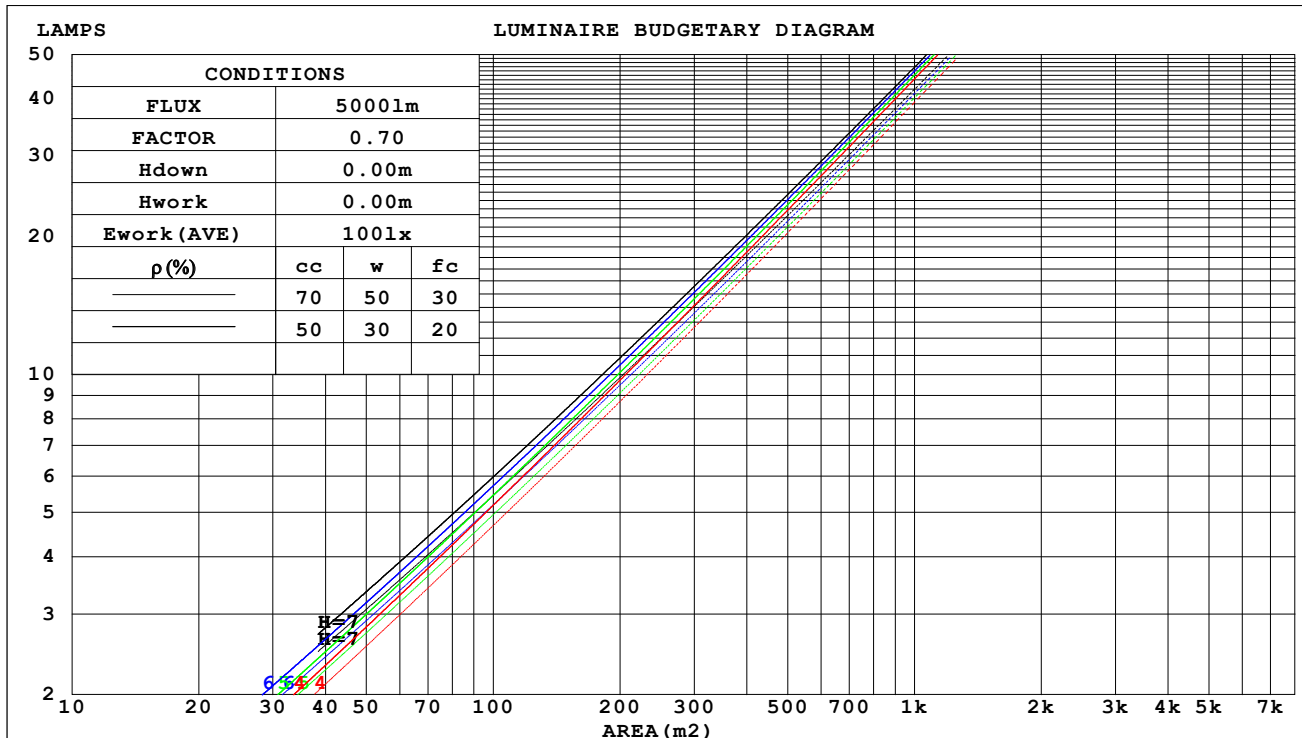
DRIVER: PUP10A-1WMC-700 500mA

30minutes warm-up

CU AND LUMINAIRE BUDGETARY ESTIMATE DIAGRAM

Test:U:120.17V I:0.0950A P:11.276W PF:0.9864 Freq:59.98Hz Lamp Flux:889.25x1 lm		
NAME: CTL-MM-1.5-DM-15-RD-AD-OPS-SG	TYPE:	WEIGHT:
SPEC.: 3000K	DIM.:	SERIAL No.: 2312251372
MFR.: MERCURY LIGHTING	SUR.: 0.001589625m2	Shielding Angle:

pcc	80%			70%			50%			30%			10%			0
pw	50%	30%	10%	50%	30%	10%	50%	30%	10%	50%	30%	10%	50%	30%	10%	0
pfc	20%			20%			20%			20%			20%			0
RCR	RCR:Room Cavity Ratio															



C Range: 0 - 360DEG

C Interval: For a lens beam angle of 15°

Test Speed: HIGH

Temperature: 77.54°F

Operators: zoe

Test Date: 2023-12-25

γ Range: 0 - 180DEG

γ Interval: 1.0DEG

Test System: EVERFINE GO-SPEX500_V1 SYSTEM V2.00.461

Humidity: 65.0%

Test Distance: 124.409" [K=1.0000]

Remarks: LAMP: BXR-V-DR-1830G-100Z-A-23 Ra: 90

LENS: PM-1103 15R+DIFFUSER

DRIVER: PUP10A-1WMC-700 500mA

30minutes warm-up

WEC AND CCEC

Test:U:120.17V I:0.0950A P:11.276W PF:0.9864 Freq:59.98Hz Lamp Flux:889.25x1 lm		
NAME: CTL-MM-1.5-DM-15-RD-AD-OPS-SG	TYPE:	WEIGHT:
SPEC.: 3000K	DIM.:	SERIAL No.: 2312251372
MFR.: MERCURY LIGHTING	SUR.: 0.001589625m2	Shielding Angle:

pcc	80%			70%			50%			30%			10%			0
pw	50%	30%	10%	50%	30%	10%	50%	30%	10%	50%	30%	10%	50%	30%	10%	0
pfc	20%			20%			20%			20%			20%			0
RCR	RCR:Room Cavity Ratio						Wall Exitance Coefficients(WEC)									
0.0																
1.0	.101	.057	.018	.097	.055	.018	.089	.051	.016	.081	.047	.015	.075	.043	.014	
2.0	.095	.052	.016	.091	.050	.015	.084	.047	.015	.078	.044	.014	.073	.041	.013	
3.0	.089	.047	.014	.086	.046	.014	.080	.043	.013	.075	.041	.013	.070	.039	.012	
4.0	.084	.043	.013	.081	.042	.013	.076	.040	.012	.072	.039	.012	.068	.037	.011	
5.0	.079	.040	.012	.077	.039	.011	.073	.038	.011	.069	.036	.011	.065	.035	.010	
6.0	.075	.038	.011	.073	.037	.011	.069	.036	.010	.066	.034	.010	.063	.033	.010	
7.0	.071	.035	.010	.069	.035	.010	.066	.034	.010	.063	.033	.009	.061	.032	.009	
8.0	.068	.033	.009	.066	.033	.009	.064	.032	.009	.061	.031	.009	.059	.030	.009	
9.0	.065	.031	.009	.064	.031	.009	.061	.030	.009	.059	.029	.008	.057	.029	.008	
10.0	.062	.030	.008	.061	.029	.008	.059	.029	.008	.057	.028	.008	.055	.027	.008	

pcc	80%			70%			50%			30%			10%			0
pw	50%	30%	10%	50%	30%	10%	50%	30%	10%	50%	30%	10%	50%	30%	10%	0
pfc	20%			20%			20%			20%			20%			0
RCR	RCR:Room Cavity Ratio						Ceiling Cavity Exitance Coefficients(CCEC)									
0.0	.121	.121	.121	.103	.103	.103	.071	.071	.071	.041	.041	.041	.013	.013	.013	
1.0	.108	.100	.093	.092	.086	.080	.063	.059	.055	.036	.034	.032	.012	.011	.010	
2.0	.097	.084	.073	.083	.073	.063	.057	.050	.044	.033	.029	.026	.011	.009	.008	
3.0	.089	.072	.059	.076	.062	.051	.052	.043	.036	.030	.025	.021	.010	.008	.007	
4.0	.081	.062	.048	.070	.054	.042	.048	.038	.029	.028	.022	.017	.009	.007	.006	
5.0	.075	.055	.040	.064	.047	.035	.044	.033	.025	.026	.019	.015	.008	.006	.005	
6.0	.070	.049	.034	.060	.042	.029	.041	.030	.021	.024	.017	.012	.008	.006	.004	
7.0	.065	.044	.029	.056	.038	.025	.039	.027	.018	.023	.016	.011	.007	.005	.003	
8.0	.061	.040	.025	.053	.034	.021	.036	.024	.015	.021	.014	.009	.007	.005	.003	
9.0	.058	.036	.021	.050	.031	.019	.034	.022	.013	.020	.013	.008	.007	.004	.003	
10.0	.055	.033	.019	.047	.029	.016	.033	.020	.012	.019	.012	.007	.006	.004	.002	

C Range: 0 - 360DEG

C Interval:For a lens beam angle of 15°

Test Speed: HIGH

Temperature:77.54°F

Operators:zoe

Test Date:2023-12-25

γ Range: 0 - 180DEG

γ Interval: 1.0DEG

Test System:EVERFINE GO-SPEX500_V1 SYSTEM V2.00.461

Humidity:65.0%

Test Distance:124.409" [K=1.0000]

Remarks: LAMP:BXRV-DR-1830G-100Z-A-23 Ra:90

LENS:PM-1103 15R+DIFFUSER

DRIVER:PUP10A-1WMC-700 500mA

30minutes warm-up

UGR(Unified Glare Rating) Table

Test:U:120.17V I:0.0950A P:11.276W PF:0.9864 Freq:59.98Hz Lamp Flux:889.25x1 lm											
NAME: CTL-MM-1.5-DM-15-RD-AD-OPS-SG					TYPE:			WEIGHT:			
SPEC.: 3000K					DIM.:			SERIAL No.: 2312251372			
MFR.: MERCURY LIGHTING					SUR.: 0.001589625m2			Shielding Angle:			
ceiling/cavity	0.7	0.7	0.5	0.5	0.3	0.7	0.7	0.5	0.5	0.3	
walls	0.5	0.3	0.5	0.3	0.3	0.5	0.3	0.5	0.3	0.3	
working plane	0.2	0.2	0.2	0.2	0.2	0.2	0.2	0.2	0.2	0.2	
Room dimensions		Viewed crosswise					Viewed endwise				
x = 2H y = 2H	2H	16.3	17.1	16.5	17.2	17.4	16.9	17.7	17.1	17.9	18.0
	3H	16.5	17.2	16.7	17.4	17.6	17.1	17.8	17.3	18.0	18.2
	4H	16.6	17.3	16.9	17.5	17.7	17.2	17.9	17.4	18.1	18.3
	6H	16.8	17.4	17.1	17.7	17.9	17.3	18.0	17.6	18.2	18.5
	8H	16.9	17.5	17.2	17.8	18.0	17.4	18.1	17.7	18.3	18.6
	12H	17.0	17.6	17.3	17.9	18.1	17.5	18.1	17.8	18.4	18.7
4H	2H	16.2	16.9	16.5	17.1	17.3	16.9	17.5	17.1	17.8	18.0
	3H	16.6	17.2	16.9	17.4	17.7	17.1	17.7	17.4	18.0	18.2
	4H	16.8	17.3	17.1	17.6	17.9	17.3	17.8	17.6	18.1	18.4
	6H	17.1	17.6	17.5	17.9	18.3	17.6	18.1	18.0	18.4	18.7
	8H	17.3	17.8	17.7	18.1	18.5	17.8	18.2	18.1	18.6	18.9
	12H	17.4	17.9	17.9	18.2	18.6	17.9	18.3	18.3	18.7	19.1
8H	4H	16.8	17.3	17.2	17.6	18.0	17.3	17.8	17.7	18.1	18.5
	6H	17.3	17.7	17.7	18.1	18.5	17.7	18.1	18.2	18.5	18.9
	8H	17.6	17.9	18.0	18.4	18.8	18.0	18.3	18.5	18.8	19.2
	12H	17.8	18.1	18.3	18.6	19.0	18.3	18.5	18.7	19.0	19.5
12H	4H	16.8	17.2	17.2	17.6	18.0	17.3	17.7	17.7	18.1	18.5
	6H	17.4	17.7	17.8	18.1	18.5	17.8	18.1	18.2	18.5	19.0
	8H	17.7	18.0	18.2	18.4	18.9	18.1	18.4	18.6	18.8	19.3
Variations with the observer position at spacings(CIE Pub.117):											
S = 1.0H	+ 1.3 / - 1.6					+ 1.9 / - 2.0					
1.5H	+ 2.7 / - 1.5					+ 3.5 / - 1.9					
2.0H	+ 1.7 / - 0.6					+ 2.4 / - 0.7					

CIE Pub.117, 889.3 lm Total Lamp Luminous Flux Correct (8log(F/F0) = -0.4)
 Area: 0.00158963 m2

C Range: 0 - 360DEG C Interval: For a lens beam angle of 15° Test Speed: HIGH Temperature: 77.54°F Operators: zoe Test Date: 2023-12-25	γ Range: 0 - 180DEG γ Interval: 1.0DEG Test System: EVERFINE GO-SPEX500_V1 SYSTEM V2.00.461 Humidity: 65.0% Test Distance: 124.409" [K=1.0000] Remarks: LAMP: BXRV-DR-1830G-100Z-A-23 Ra: 90 LENS: PM-1103 15R+DIFFUSER DRIVER: PUP10A-1WMC-700 500mA 30minutes warm-up
--	---

UTILIZATION FACTORS TABLE

Test:U:120.17V I:0.0950A P:11.276W PF:0.9864 Freq:59.98Hz Lamp Flux:889.25x1 lm		
NAME: CTL-MM-1.5-DM-15-RD-AD-OPS-SG	TYPE:	WEIGHT:
SPEC.: 3000K	DIM.:	SERIAL No.: 2312251372
MFR.: MERCURY LIGHTING	SUR.: 0.001589625m2	Shielding Angle:

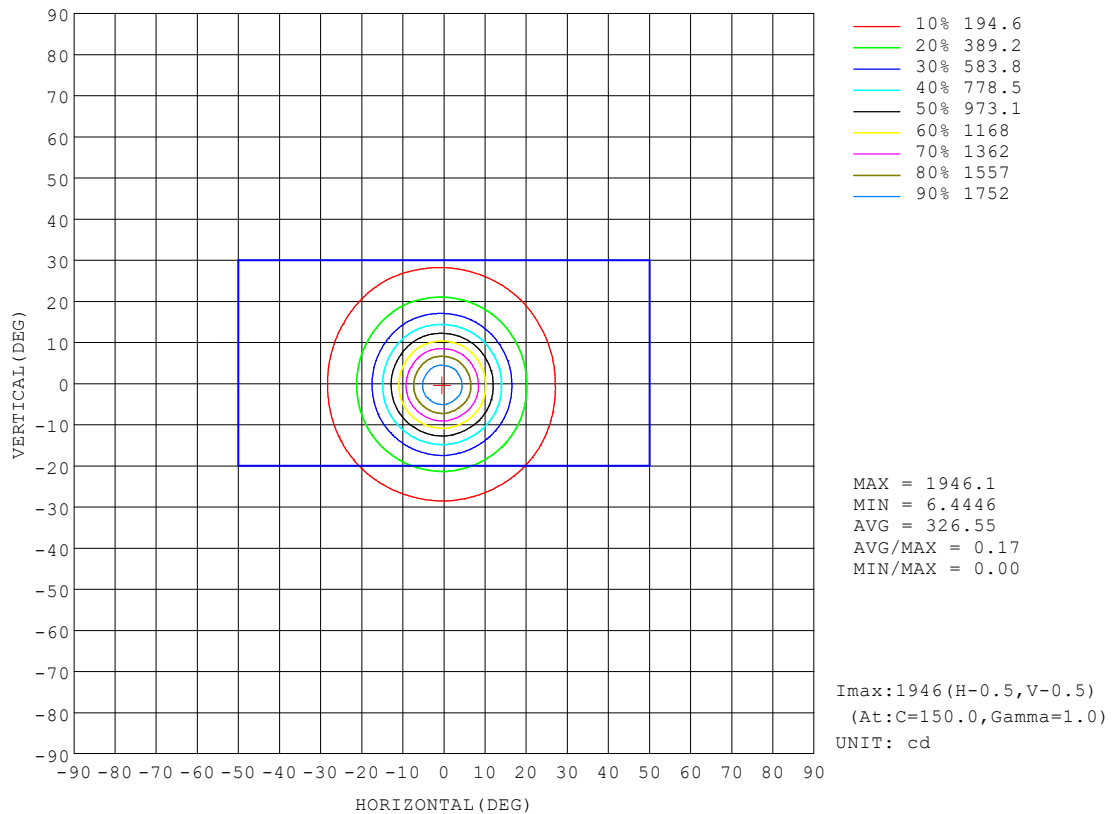
REFLECTANCE										
Ceiling	0.8	0.8	0.8	0.7	0.7	0.7	0.5	0.5	0.5	0
Walls	0.7	0.5	0.3	0.7	0.5	0.3	0.7	0.5	0.3	0
Working plane	0.2	0.2	0.2	0.2	0.2	0.2	0.2	0.2	0.2	0
ROOM INDEX	UTILIZATION FACTORS (PERCENT) $k(RI) \times RCR = 5$									
$k = 0.60$	56	52	50	56	52	50	55	52	49	47
0.80	61	57	55	60	57	54	59	56	54	52
1.00	63	60	57	63	59	57	62	59	57	54
1.25	66	62	60	65	62	60	64	61	60	57
1.50	67	64	62	67	64	62	65	63	61	59
2.00	69	66	64	68	66	64	66	64	63	60
2.50	70	68	66	69	67	65	67	65	64	60
3.00	71	69	67	70	68	66	68	66	65	61
4.00	72	71	69	71	70	68	69	68	67	62
5.00	73	72	71	72	71	70	69	68	68	63
ROOM INDEX	UF (total)									Direct
According to DIN EN 13032-2 2004			Suspended					SHRNOM = 1.25		

C Range: 0 - 360DEG
 C Interval: For a lens beam angle of 15°
 Test Speed: HIGH
 Temperature: 77.54°F
 Operators: zoe
 Test Date: 2023-12-25

γ Range: 0 - 180DEG
 γ Interval: 1.0DEG
 Test System: EVERFINE GO-SPEX500_V1 SYSTEM V2.00.461
 Humidity: 65.0%
 Test Distance: 124.409" [K=1.0000]
 Remarks: LAMP: BXRV-DR-1830G-100Z-A-23 Ra: 90
 LENS: PM-1103 15R+DIFFUSER
 DRIVER: PUP10A-1WMC-700 500mA
 30minutes warm-up

ISOCANDELA DIAGRAM

Test:U:120.17V I:0.0950A P:11.276W PF:0.9864 Freq:59.98Hz Lamp Flux:889.25x1 lm		
NAME: CTL-MM-1.5-DM-15-RD-AD-OPS-SG	TYPE:	WEIGHT:
SPEC.: 3000K	DIM.:	SERIAL No.: 2312251372
MFR.: MERCURY LIGHTING	SUR.: 0.001589625m2	Shielding Angle:



C Range: 0 - 360DEG

C Interval: For a lens beam angle of 15°

Test Speed: HIGH

Temperature: 77.54°F

Operators: zoe

Test Date: 2023-12-25

γ Range: 0 - 180DEG

γ Interval: 1.0DEG

Test System: EVERFINE GO-SPEX500_V1 SYSTEM V2.00.461

Humidity: 65.0%

Test Distance: 124.409" [K=1.0000]

Remarks: LAMP: BXR-V-DR-1830G-100Z-A-23 Ra: 90

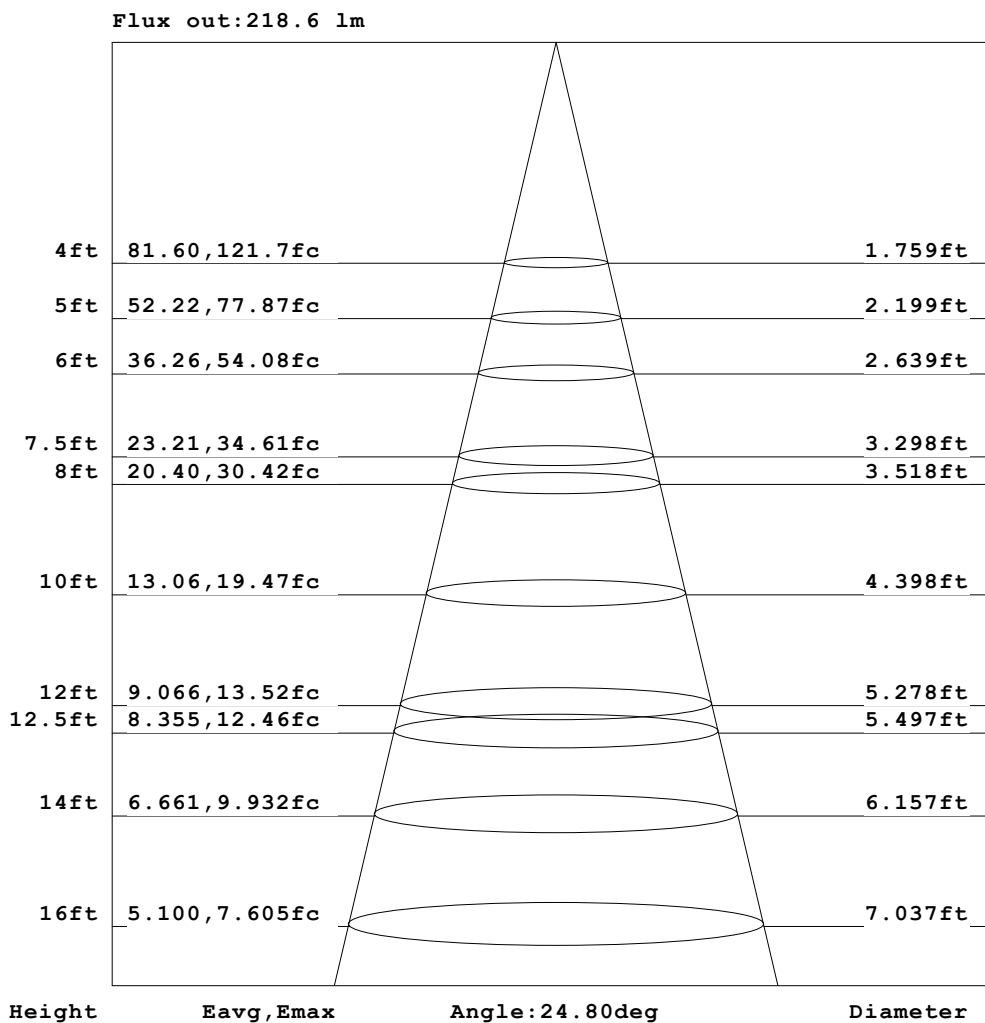
LENS: PM-1103 15R+DIFFUSER

DRIVER: PUP10A-1WMC-700 500mA

30minutes warm-up

AAI Figure

Test:U:120.17V I:0.0950A P:11.276W PF:0.9864 Freq:59.98Hz Lamp Flux:889.25x1 lm		
NAME: CTL-MM-1.5-DM-15-RD-AD-OPS-SG	TYPE:	WEIGHT:
SPEC.: 3000K	DIM.:	SERIAL No.: 2312251372
MFR.: MERCURY LIGHTING	SUR.: 0.001589625m2	Shielding Angle:



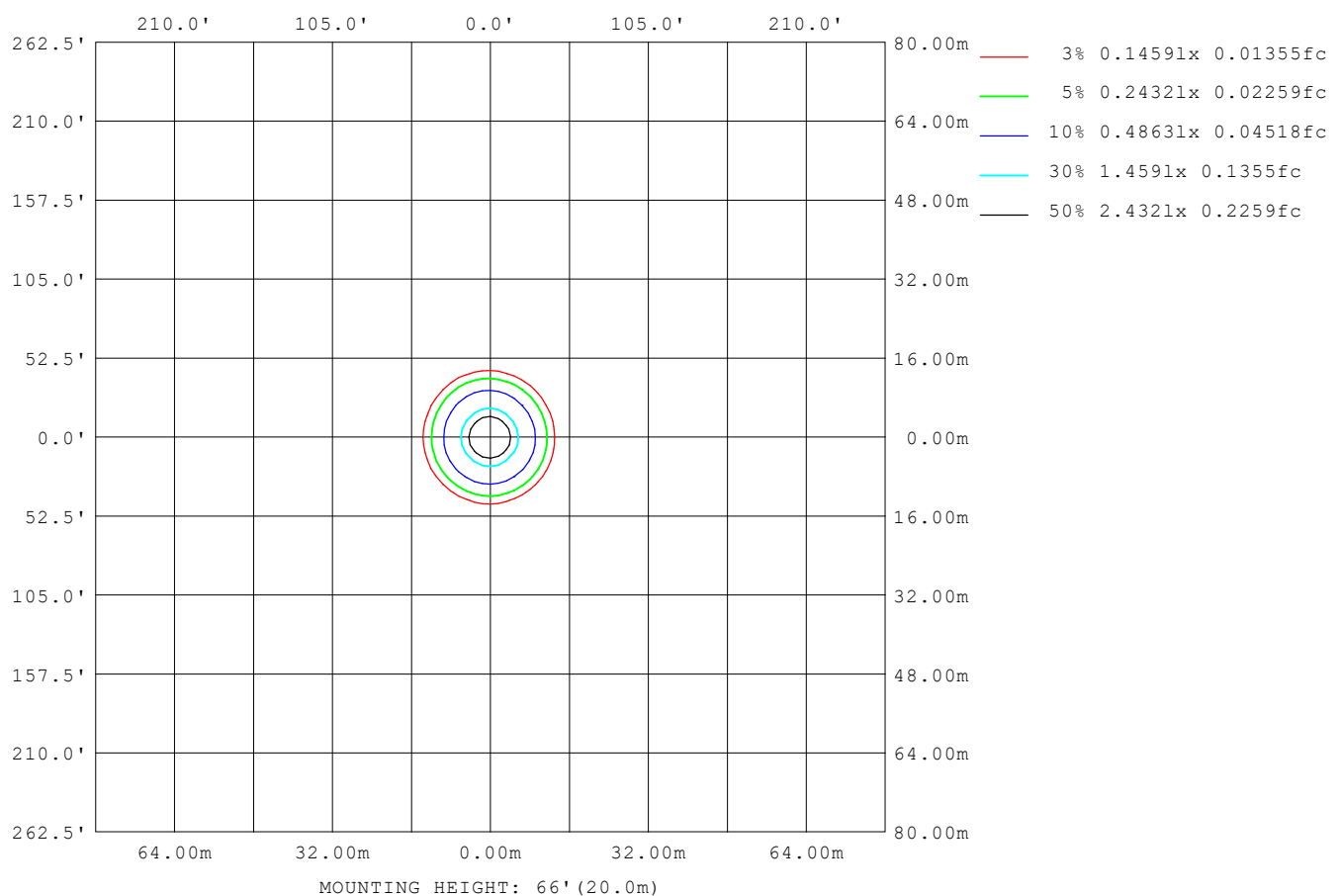
Note: The Curves indicate the illuminated area and the average illumination when the luminaire is at different distance.

C Range: 0 - 360DEG
 C Interval: For a lens beam angle of 15°
 Test Speed: HIGH
 Temperature: 77.54°F
 Operators: zoe
 Test Date: 2023-12-25

γ Range: 0 - 180DEG
 γ Interval: 1.0DEG
 Test System: EVERFINE GO-SPEX500_V1 SYSTEM V2.00.461
 Humidity: 65.0%
 Test Distance: 124.409" [K=1.0000]
 Remarks: LAMP: BXRV-DR-1830G-100Z-A-23 Ra:90
 LENS: PM-1103 15R+DIFFUSER
 DRIVER: PUP10A-1WMC-700 500mA
 30minutes warm-up

ISOLUX DIAGRAM

Test: U:120.17V I:0.0950A P:11.276W PF:0.9864 Freq:59.98Hz Lamp Flux: 889.25x1 lm		
NAME: CTL-MM-1.5-DM-15-RD-AD-OPS-SG	TYPE:	WEIGHT:
SPEC.: 3000K	DIM.:	SERIAL No.: 2312251372
MFR.: MERCURY LIGHTING	SUR.: 0.001589625m2	Shielding Angle:


C Range: 0 - 360DEG

C Interval: For a lens beam angle of 15°

Test Speed: HIGH

Temperature: 77.54°F

Operators: zoe

Test Date: 2023-12-25

γ Range: 0 - 180DEG

γ Interval: 1.0DEG

Test System: EVERFINE GO-SPEX500_V1 SYSTEM V2.00.461

Humidity: 65.0%

Test Distance: 124.409" [K=1.0000]

Remarks: LAMP: BXR-DR-1830G-100Z-A-23 Ra: 90

LENS: PM-1103 15R+DIFFUSER

DRIVER: PUP10A-1WMC-700 500mA

30minutes warm-up

LED Avg.L Report

Test:U:120.17V I:0.0950A P:11.276W PF:0.9864 Freq:59.98Hz Lamp Flux:889.25x1 lm		
NAME: CTL-MM-1.5-DM-15-RD-AD-OPS-SG	TYPE:	WEIGHT:
SPEC.: 3000K	DIM.:	SERIAL No.: 2312251372
MFR.: MERCURY LIGHTING	SUR.: 0.001589625m2	Shielding Angle:

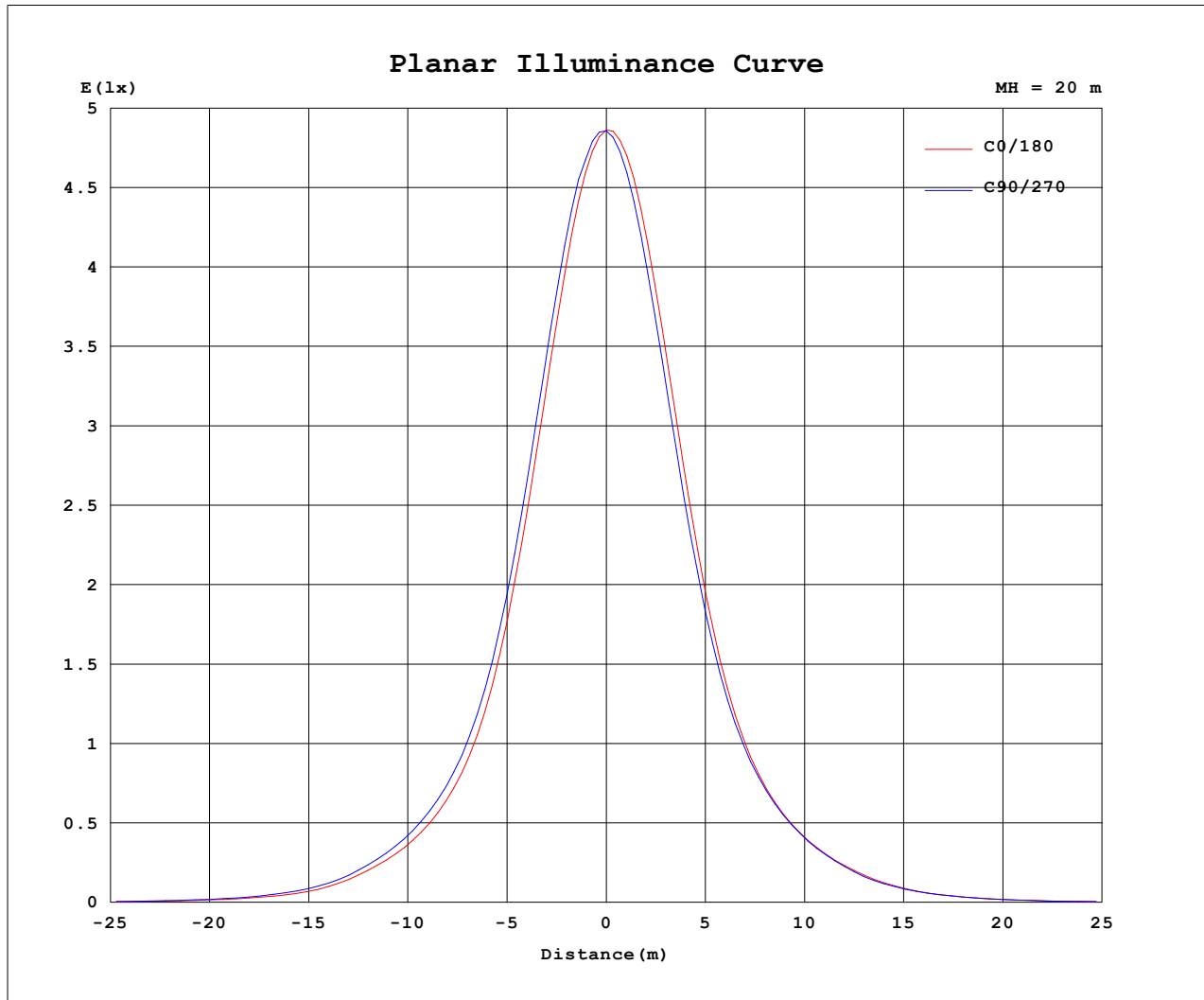
AvgL	cd/m2
L_0~180 (65) av	6312
L_0~180 (75) av	5739
L_0~180 (85) av	7258
L_90~270 (65) av	6430
L_90~270 (75) av	5874
L_90~270 (85) av	7468
L_45 (65) av	6376
L_45 (75) av	5797
L_45 (85) av	7327

Standard: GB/T 29293-2012

C Range: 0 - 360DEG
 C Interval: For a lens beam angle of 15°
 Test Speed: HIGH
 Temperature: 77.54°F
 Operators: zoe
 Test Date: 2023-12-25

γ Range: 0 - 180DEG
 γ Interval: 1.0DEG
 Test System: EVERFINE GO-SPEX500_V1 SYSTEM V2.00.461
 Humidity: 65.0%
 Test Distance: 124.409" [K=1.0000]
 Remarks: LAMP: BXRV-DR-1830G-100Z-A-23 Ra: 90
 LENS: PM-1103 15R-DIFFUSER
 DRIVER: PUP10A-1WMC-700 500mA
 30minutes warm-up

Planar Illuminance Curve



C Range: 0 - 360DEG

C Interval: For a lens beam angle of 15°

Test Speed: HIGH

Temperature: 77.54°F

Operators: zoe

Test Date: 2023-12-25

γ Range: 0 - 180DEG

γ Interval: 1.0DEG

Test System: EVERFINE GO-SPEX500_V1 SYSTEM V2.00.461

Humidity: 65.0%

Test Distance: 124.409" [K=1.0000]

Remarks: LAMP: BXRV-DR-1830G-100Z-A-23 Ra: 90

LENS: PM-1103 15R+DIFFUSER

DRIVER: PUP10A-1WMC-700 500mA

30minutes warm-up

LUMINOUS DISTRIBUTION INTENSITY DATA

Test:U:120.17V I:0.0950A P:11.276W PF:0.9864 Freq:59.98Hz Lamp Flux:889.25x1 lm		
NAME: CTL-MM-1.5-DM-15-RD-AD-OPS-SG	TYPE:	WEIGHT:
SPEC.: 3000K	DIM.:	SERIAL No.: 2312251372
MFR.: MERCURY LIGHTING	SUR.: 0.001589625m2	Shielding Angle:

Table--1

UNIT: cd

C (DEG) γ (DEG)	0	30	60	90	120	150	180	210	240	270	300	330						
0	1945	1945	1945	1945	1945	1945	1945	1945	1945	1945	1945	1945						
5	1700	1728	1735	1765	1772	1781	1767	1737	1732	1702	1695	1684						
10	1182	1216	1229	1267	1279	1291	1276	1243	1235	1197	1178	1163						
15	694	720	736	767	777	782	772	754	752	725	703	684						
20	394	412	427	448	450	449	442	438	443	429	409	391						
25	238	251	262	275	273	271	267	266	272	265	249	237						
30	145	153	160	168	167	166	164	163	168	162	151	143						
35	73.7	77.7	84.0	89.0	90.8	91.1	91.4	90.5	92.0	87.4	78.8	73.2						
40	36.6	38.7	42.0	45.9	45.7	45.2	44.9	45.3	47.3	44.9	40.2	36.7						
45	19.8	20.7	21.9	23.6	23.7	23.4	23.0	23.2	24.0	23.0	21.3	19.8						
50	10.6	11.0	11.3	11.8	12.0	11.8	11.5	11.4	11.5	11.1	10.8	10.5						
55	6.84	6.98	7.05	7.11	7.08	7.00	6.88	6.86	6.95	6.98	6.91	6.81						
60	5.44	5.53	5.58	5.62	5.61	5.54	5.45	5.46	5.53	5.54	5.48	5.40						
65	4.24	4.32	4.34	4.37	4.35	4.30	4.24	4.24	4.27	4.27	4.23	4.20						
70	3.06	3.12	3.13	3.12	3.07	3.03	2.99	2.99	3.04	3.04	3.03	3.03						
75	2.41	2.44	2.46	2.45	2.40	2.34	2.32	2.33	2.37	2.38	2.37	2.37						
80	1.92	1.96	1.98	1.97	1.92	1.87	1.85	1.85	1.89	1.90	1.89	1.88						
85	1.00	1.05	1.08	1.11	1.09	1.06	1.01	0.98	0.99	0.96	0.94	0.94						
90	0.00	0.00	0.00	0.00	0.00	0.00	0.00	0.00	0.00	0.00	0.00	0.00						
95	0.00	0.00	0.00	0.00	0.00	0.00	0.00	0.00	0.00	0.00	0.00	0.00						
100	0.00	0.00	0.00	0.00	0.00	0.00	0.00	0.00	0.00	0.00	0.00	0.00						
105	0.00	0.00	0.00	0.00	0.00	0.00	0.00	0.00	0.00	0.00	0.00	0.00						
110	0.00	0.00	0.00	0.00	0.00	0.00	0.00	0.00	0.00	0.00	0.00	0.00						
115	0.00	0.00	0.00	0.00	0.00	0.00	0.00	0.00	0.00	0.00	0.00	0.00						
120	0.00	0.00	0.00	0.00	0.00	0.00	0.00	0.00	0.00	0.00	0.00	0.00						
125	0.00	0.00	0.00	0.00	0.00	0.00	0.00	0.00	0.00	0.00	0.00	0.00						
130	0.00	0.00	0.00	0.00	0.00	0.00	0.00	0.00	0.00	0.00	0.00	0.00						
135	0.00	0.00	0.00	0.00	0.00	0.00	0.00	0.00	0.00	0.00	0.00	0.00						
140	0.00	0.00	0.00	0.00	0.00	0.00	0.00	0.00	0.00	0.00	0.00	0.00						
145	0.00	0.00	0.00	0.00	0.00	0.00	0.00	0.00	0.00	0.00	0.00	0.00						
150	0.00	0.00	0.00	0.00	0.00	0.00	0.00	0.00	0.00	0.00	0.00	0.00						
155	0.00	0.00	0.00	0.00	0.00	0.00	0.00	0.00	0.00	0.00	0.00	0.00						
160	0.00	0.00	0.00	0.00	0.00	0.00	0.00	0.00	0.00	0.00	0.00	0.00						
165	0.00	0.00	0.00	0.00	0.00	0.00	0.00	0.00	0.00	0.00	0.00	0.00						
170	0.00	0.00	0.00	0.00	0.00	0.00	0.00	0.00	0.00	0.00	0.00	0.00						
175	0.00	0.00	0.00	0.00	0.00	0.00	0.00	0.00	0.00	0.00	0.00	0.00						
180	0.00	0.00	0.00	0.00	0.00	0.00	0.00	0.00	0.00	0.00	0.00	0.00						

C Range: 0 - 360DEG

C Interval:For a lens beam angle of 15°

Test Speed: HIGH

Temperature:77.54°F

Operators:zoe

Test Date:2023-12-25

γ Range: 0 - 180DEG

γ Interval: 1.0DEG

Test System:EVERFINE GO-SPEX500_V1 SYSTEM V2.00.461

Humidity:65.0%

Test Distance:124.409" [K=1.0000]

Remarks: LAMP:BXRV-DR-1830G-100Z-A-23 Ra:90

LENS:PM-1103 15R+DIFFUSER

DRIVER:PUP10A-1WMC-700 500mA

30minutes warm-up